



2020-2021

DIVISION OF ENROLLMENT MANAGEMENT

The Division of Enrollment Management integrates the work and expertise of the Offices of the University Registrar, Undergraduate Admissions, Student Financial Aid, International Student Services and Veterans Education Benefits in service to the University of Washington community. Through deep collaboration with University administration, faculty and staff, Enrollment Management seeks to maximize student access and educational outcomes through developing and implementing strategic and data-informed enrollment-related policies, processes and services. Prospective students, current students and University alumni all use and benefit from the division's services that span from enrollment planning, student

recruitment, application and admission, financial aid and scholarship awarding, academic and course planning, classroom scheduling, student records and degree verification, student visa-related services and veterans benefits services to counseling in all these areas. The division takes pride in having nationally recognized experts leading and working in these service fields.

Members of the Division of Enrollment Management value and intentionally build upon diversity, respect, integrity, innovation, excellence, transparency, strategic action and service. We invite you to see some examples of our work and services on the following pages.

DIVISION OF ENROLLMENT MANAGEMENT UNITS

Office of Enrollment Management
Office of Undergraduate Admissions
Office of Student Financial Aid
Office of the University Registrar
International Student Services
Veterans Education Benefits

ENROLLMENT SUMMARIES

AUTUMN 2020 ENROLLMENT

	SEATTLE			BOTHELL			TACOMA		
LEVEL OF STUDY	RES	US NR	INTL	RES	US NR	INTL	RES	US NR	INTL
UNDERGRADUATE	21,066	5,151	4,698	5,032	111	338	4,301	66	130
POSTBACCALAUREATE	181	57	5	96	3	6	49	2	4
GRADUATE	5,918	4,525	3,003	431	26	92	661	14	95
PROFESSIONAL	1,410	755	36	0	0	0	0	0	0
UNDERGRADUATE NONMATRICULATED	293	761	9	37	3	1	15	0	0
GRADUATE NONMATRICULATED	171	72	15	101	1	11	27	1	4
ENROLLMENT GROUP TOTALS	29,039	11,321	7,766	5,697	144	448	5,053	83	233
CAMPUS TOTALS	48,126			6,289			5,369		
TOTAL UW HEADCOUNT				59,784					

ETHNICITY OF DEGREE SEEKING STUDENTS AUTUMN 2020 (SEATTLE)

ETHNICITY	UNDERGRAD	GRADUATE	PROFESSIONAL
AMERICAN INDIAN OR ALASKA NATIVE	132	61	21
ASIAN	8,314	1,767	570
BLACK OR AFRICAN AMERICAN	1,016	440	61
HISPANIC OR LATINO	2,888	1,001	146
INTERNATIONAL (NONRESIDENT ALIEN)	4,712	3,018	36
NATIVE HAWAIIAN OR OTHER PACIFIC ISLANDER	135	19	9
NOT INDICATED	1,157	262	58
TWO OR MORE RACES	2,423	682	99
WHITE	11,444	6,454	1,201

GRADUATION RATES, FULL-TIME FRESHMAN ENTRANTS AUTUMN QUARTER (SEATTLE)

START YEAR	COHORT SIZE	3 YEAR GRAD RATE	4 YEAR GRAD RATE	5 YEAR GRAD RATE	6 YEAR GRAD RATE	7 YEAR GRAD RATE	8 YEAR GRAD RATE
2006	5,394	5.2%	55.9%	77.4%	81.0%	82.5%	83.1%
2007	5,267	5.8%	57.7%	78.0%	81.9%	83.1%	83.7%
2008	5,509	6.6%	61.7%	80.8%	83.9%	85.0%	85.8%
2009	5,312	7.0%	63.1%	81.3%	84.1%	85.1%	85.6%
2010	5,461	7.1%	64.5%	81.6%	83.9%	85.2%	85.8%
2011	5,756	6.9%	65.0%	81.7%	84.3%	85.7%	86.2%
2012	6,003	6.5%	66.5%	81.4%	84.2%	85.2%	85.6%
2013	6,228	7.1%	66.4%	82.0%	84.2%	85.1%	85.2%
2014	6,324	7.0%	67.8%	81.8%	83.7%	83.9%	
2015	6,735	7.6%	71.1%	83.7%	84.2%		
2016	6,413	9.0%	72.4%	76.0%			
2017	6,716	9.2%	12.4%				

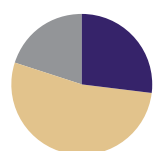
AUTUMN 2020

OFFICE OF ADMISSIONS

The Office of Admissions recruits, admits, and enrolls undergraduate classes rich in intellectual abilities, academic commitments, diversity of perspectives, backgrounds, and talents that create a stimulating educational environment and promote desired learning outcomes. The Office of Admissions enrolls classes in accordance with university enrollment goals.

FRESHMAN

APPLICATIONS

**43,778 TOTAL**

11,924 WA RESIDENTS
22,984 U.S. NONRESIDENTS
8,870 INTERNATIONAL

ADMITS

7,550

WA RESIDENTS

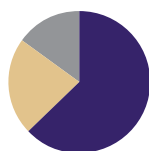
12,339

U.S. NONRESIDENTS

4,578

INTERNATIONAL

ENROLLMENT

**7,002 TOTAL**

4,428 WA RESIDENTS
1,544 U.S. NONRESIDENTS
1,030 INTERNATIONAL

CLASS PROFILE

*Middle 50%***3.69–3.95** HIGH SCHOOL GPA**1220–1430** SAT COMPOSITE (ERW + M)**27–33** ACT COMPOSITE

56.2% WOMEN

43.8% MEN

African American **233**
American Indian/
Alaskan Native **22**
Asian American **1,986**
White **2,423**
Native Hawaiian/
Pacific Islander **23**

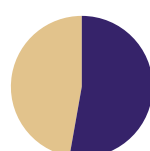
Hispanic/Latino **607**
International **1,030**
Two or more races
(Non-URM) **356**
Two or more races
(URM) **202**
Not indicated **120**

25.5%

OF ALL FRESHMEN ARE THE FIRST IN THEIR FAMILIES TO GRADUATE FROM COLLEGE

TRANSFER

APPLICATIONS

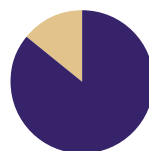
**4,852 TOTAL**

2,681 WA COMMUNITY &
TECHNICAL COLLEGES
2,171 ALL OTHER 2-YEAR &
4-YEAR SCHOOLS

ADMITS

1,840WA COMMUNITY &
TECHNICAL COLLEGES**529**ALL OTHER 2-YEAR &
4-YEAR SCHOOLS

ENROLLMENT

**1,518 TOTAL**

1,306 WA COMMUNITY &
TECHNICAL COLLEGES
212 ALL OTHER 2-YEAR &
4-YEAR SCHOOLS

CLASS PROFILE

*Middle 50%***3.23–3.82** COLLEGE GPA

1,014 TRANSFER STUDENTS WERE PROJECTING AN
ASSOCIATE DEGREE FROM WASHINGTON COMMUNITY &
TECHNICAL COLLEGES

54.5% WOMEN

45.5% MEN

African American **63**
American Indian/
Alaskan Native **9**
Asian American **281**
White **612**
Native Hawaiian/
Pacific Islander **9**

Hispanic/Latino **192**
International **219**
Two or more races
(Non-URM) **61**
Two or more races
(URM) **52**
Not indicated **20**

40.9%

OF ALL TRANSFERS ARE THE FIRST IN THEIR FAMILIES TO GRADUATE FROM COLLEGE

2019–2020

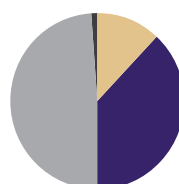
OFFICE OF STUDENT FINANCIAL AID

HUSKY PROMISE RECIPIENTS

2009-2010	6,940
2010-2011	8,000
2011-2012	8,850
2012-2013	9,550
2013-2014	9,830
2014-2015	9,780
2015-2016	10,080
2016-2017	9,880
2017-2018	9,979
2018-2019	10,170
2019-2020	8,912

The Office of Student Financial Aid promotes participation in higher education and fosters a diverse student body by providing and managing financial resources that allow students across the three UW campuses the access and opportunity to thrive academically and fully experience the University of Washington. We actively work to remove economic barriers, foster an economically and ethnically diverse student body, and counsel with compassion and sensitivity students and families who need our help.

ALL STUDENTS, ALL CAMPUSES (2019-2020)



TYPE OF AID

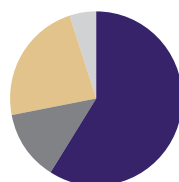
TOTAL \$686,745,900

LOANS
\$308,997,500 (45%)

WORK STUDY
\$3,627,100 (1%)

SCHOLARSHIPS
\$85,276,600 (12%)

GRANTS
\$288,844,700 (42%)



SOURCES OF AID

FEDERAL
\$392,218,600 (57%)

STATE
\$107,304,400 (16%)

INSTITUTIONAL
\$150,495,200 (22%)

PRIVATE
\$36,727,700 (5%)

EDUCATIONAL DEBT AT GRADUATION

ALL STUDENTS, ALL CAMPUSES, 2019-2020

	COMPLETED WITH DEBT	AVERAGE DEBT	MEDIAN DEBT
MEDICINE	214	\$203,192	\$210,818
DENTAL	67	\$274,344	\$306,151
LAW	106	\$119,481	\$128,145
NURSING (MA & PhD)	111	\$72,501	\$64,589
PHARMACY	72	\$147,230	\$149,323
MBA	140	\$60,848	\$57,452
OTHER PhD	260	\$69,053	\$52,122
OTHER MASTERS	1,793	\$61,026	\$49,578
UNDERGRADUATE	4,028	\$20,940	\$18,000

VETERANS EDUCATION BENEFITS OFFICE (VEBO) 2019-2020

VEBO administers five VA educational benefit programs and three state waiver programs for veterans and dependents. VEBO also provides financial aid counseling to veterans, dependents and active duty service members.

1,013 students at UW Seattle indicated they were veterans, active duty, reserves or guard members

>> **66%** utilized some form of VA educational resource

2,485 students indicated they were dependents of veterans or active duty service members

>> **505** dependents utilized VA educational benefits

2,845 original certifications were performed by VEBO, resulting in **\$11+ million** in tuition payments received at UW Seattle

2020-2021

OFFICE OF THE UNIVERSITY REGISTRAR

AUTUMN QUARTER CREDIT HOURS (SEATTLE)

COURSE LEVEL	2015	2016	2017	2018	2019	2020
UNDERGRADUATE	453,848	452,369	459,064	468,516	466,577	469,643
GRADUATE/ PROFESSIONAL	164,552	168,072	170,588	176,999	179,735	185,399
TOTAL	618,400	620,441	629,652	645,515	646,312	655,042

AUTUMN QUARTER ENROLLMENT BY CLASS (SEATTLE)

CLASS	2015- 2016	2016- 2017	2017- 2018	2018- 2019	2019- 2020	2020- 2021
FRESHMAN	6,801	7,136	7,454	7,786	7,553	7,454
SOPHOMORE	5,683	5,614	5,344	5,505	5,497	4,687
JUNIOR	8,468	8,161	8,590	8,498	8,787	8,858
SENIOR	8,785	8,807	8,806	9,028	8,992	9,916
POSTBACCALAUREATE	285	272	281	261	212	243
NON-MATRICULATED	1,301	1,180	1,066	1,211	1,233	1,321
GRADUATE	12,077	12,340	12,499	12,932	13,089	13,446
PROFESSIONAL	2,009	2,081	2,125	2,176	2,209	2,201
TOTAL	45,409	45,591	46,165	47,397	47,572	48,126

DEGREES AWARDED (SEATTLE)

DEGREE LEVEL	2015- 2016	2016- 2017	2017- 2018	2018- 2019	2019- 2020
BACHELOR'S	7,784	7,753	7,988	8,340	8,201
MASTER'S	3,589	3,884	3,935	4,083	4,338
DOCTORATE	778	762	820	904	839
PROFESSIONAL	518	576	551	566	598
TOTAL	12,669	12,975	13,294	13,893	13,976

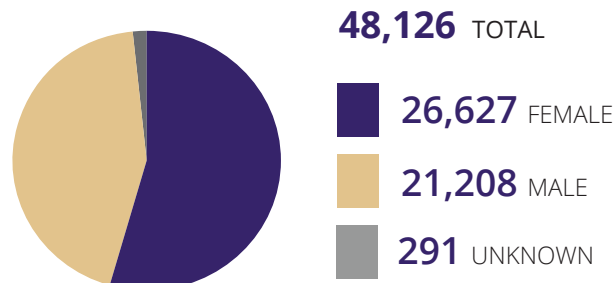
The Office of the University Registrar (OUR) is the steward of the University of Washington's academic history, maintaining the integrity of our records and documenting the excellence of our students. The commitment to service is demonstrated every day in a variety of activities that support and implement faculty policies affecting teaching and learning.

The Office of the University Registrar serves all newly admitted, current and former students attending the University of Washington at the undergraduate, graduate, professional and postbaccalaureate levels.

The OUR is comprised of the following teams:

- Academic Data Management
- Degree Audit Records Specialists
- Graduation and Records Specialists
- Residency Coordinators
- Registration
- Time Schedule Classroom Scheduling
- University of Washington Curriculum Office

GENDER OF SEATTLE STUDENTS (AUTUMN 2020)



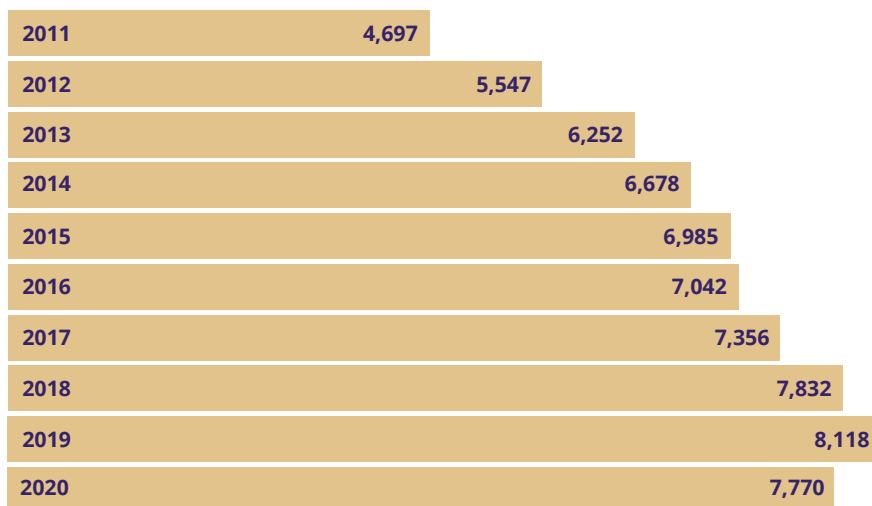
AVERAGE AGE OF SEATTLE STUDENTS (AUTUMN 2020)



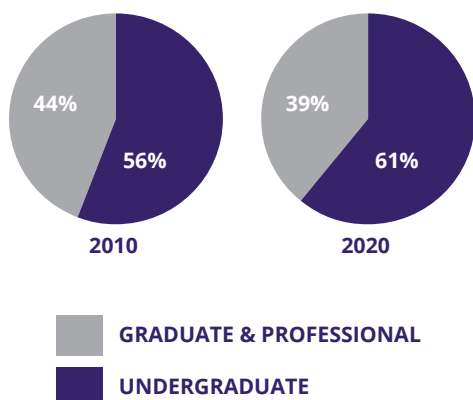
AUTUMN 2020

INTERNATIONAL STUDENT SERVICES

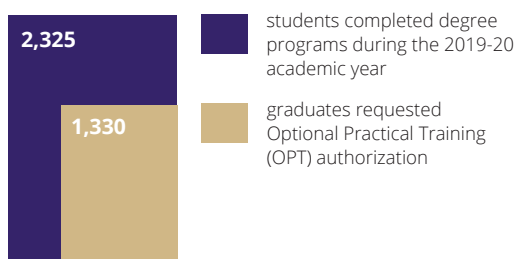
INTERNATIONAL STUDENT ENROLLMENT



AUTUMN ENROLLMENT



INTERNATIONAL STUDENT GRADUATES



TOP 10 COUNTRIES REPRESENTED

UNDERGRADUATE

Canada (69)
 China (2,890)
 Hong Kong (73)
 India (211)
 Indonesia (150)
 Japan (70)
 South Korea (179)
 Taiwan (246)
 Thailand (77)
 Vietnam (105)

GRADUATE & PROFESSIONAL

Canada (96)
 China (1,245)
 Hong Kong (27)
 India (475)
 Indonesia (33)
 Japan (31)
 South Korea (151)
 Taiwan (189)
 Thailand (29)
 Vietnam (23)

International Student Services (ISS) advises Seattle campus international undergraduates, graduates, and professional students on the benefits and restrictions of their F and J visa status. Our advisors assist international students in navigating university policy and resources as they relate to the visa benefits and restrictions. ISS adheres to federal reporting requirements to ensure University and student compliance with all federal regulations in order to maintain the University's ability to enroll international students in degree programs on the Seattle campus. Some of the Student Exchange Visitor Information System (SEVIS) reporting requirements include quarterly enrollment verification for all enrolled international students, updating academic majors/minors, address changes, travel authorization, employment or internship authorization, drop below fulltime status or final quarter below fulltime authorization, change of degree program, and Optional Practical Training authorization.

ISS collaborates with UW campus partners such as the admission offices, FIUTS, First Year Programs, Student Life, Counseling, Office of the University Registrar, academic advisors, Housing & Food Services, Payroll & Student Fiscal Services, and Career Services to provide coordinated services and support for enrolled international students.

BE BOUNDLESS



UNIVERSITY *of* WASHINGTON

DIVISION OF ENROLLMENT MANAGEMENT
SCHMITZ HALL / SEATTLE, WA

OFFICE OF ENROLLMENT MANAGEMENT

doem.washington.edu

OFFICE OF ADMISSIONS

admit.uw.edu

OFFICE OF STUDENT FINANCIAL AID

uw.edu/financialaid

OFFICE OF THE UNIVERSITY REGISTRAR

registrar.uw.edu

INTERNATIONAL STUDENT SERVICES

iss.washington.edu

VETERANS EDUCATIONAL BENEFITS

osfa.washington.edu/wp/veterans