



2019-2020

DIVISION OF ENROLLMENT MANAGEMENT

The Division of Enrollment Management integrates the work and expertise of the Offices of the University Registrar, Undergraduate Admissions, Student Financial Aid, International Student Services and Veterans Education Benefits in service to the University of Washington community. Through deep collaboration with University administration, faculty and staff, Enrollment Management seeks to maximize student access and educational outcomes through developing and implementing strategic and data-informed enrollment-related policies, processes and services. Prospective students, current students and University alumni all use and benefit from the division's services that span from enrollment planning, student

recruitment, application and admission, financial aid and scholarship awarding, academic and course planning, classroom scheduling, student records and degree verification, student visa-related services and veterans benefits services to counseling in all these areas. The division takes pride in having nationally recognized experts leading and working in these service fields.

Members of the Division of Enrollment Management value and intentionally build upon diversity, respect, integrity, innovation, excellence, transparency, strategic action and service. We invite you to see some examples of our work and services on the following pages.

DIVISION OF ENROLLMENT MANAGEMENT UNITS

Office of Enrollment Management
Office of Undergraduate Admissions
Office of Student Financial Aid
Office of the University Registrar
International Student Services
Veterans Education Benefits

ENROLLMENT SUMMARIES

AUTUMN 2019 ENROLLMENT

	SEATTLE			BOTHELL			TACOMA		
LEVEL OF STUDY	RES	US NR	INTL	RES	US NR	INTL	RES	US NR	INTL
UNDERGRADUATE	21,006	4,892	4,931	4,689	91	422	4,284	67	150
POSTBACCALAUREATE	160	38	14	94	3	7	60	1	3
GRADUATE	5,531	4,455	3,103	366	30	85	586	19	123
PROFESSIONAL	1,406	762	41	0	0	0	0	0	0
UNDERGRADUATE NONMATRICULATED	207	784	10	17	1	0	21	2	0
GRADUATE NONMATRICULATED	142	71	19	76	4	11	14	0	0
ENROLLMENT GROUP TOTALS	28,452	11,002	8,118	5,242	129	525	4,965	89	276
CAMPUS TOTALS	47,572			5,896			5,330		
TOTAL UW HEADCOUNT				58,798					

ETHNICITY OF CREDIT-TAKING STUDENTS AUTUMN 2019 (SEATTLE)

ETHNICITY	UNDERGRAD	GRADUATE	PROFESSIONAL
AMERICAN INDIAN OR ALASKA NATIVE	127	55	15
ASIAN	7,998	1,610	549
BLACK OR AFRICAN AMERICAN	938	398	58
HISPANIC OR LATINO	2,769	904	126
INTERNATIONAL (NONRESIDENT ALIEN)	4,955	3,122	41
NATIVE HAWAIIAN OR OTHER PACIFIC ISLANDER	139	13	7
NOT INDICATED	1,176	268	59
TWO OR MORE RACES	2,357	601	95
WHITE	11,583	6,350	1,259

GRADUATION RATES, FULL-TIME FRESHMAN ENTRANTS AUTUMN QUARTER (SEATTLE)

START YEAR	COHORT SIZE	3 YEAR GRAD RATE	4 YEAR GRAD RATE	5 YEAR GRAD RATE	6 YEAR GRAD RATE	7 YEAR GRAD RATE	8 YEAR GRAD RATE
2005	4,864	4.6%	54.0%	76.2%	80.7%	82.1%	82.8%
2006	5,394	5.2%	55.9%	77.4%	81.0%	82.5%	83.1%
2007	5,267	5.8%	57.7%	78.0%	81.9%	83.1%	83.7%
2008	5,509	6.6%	61.7%	80.8%	83.9%	85.0%	85.8%
2009	5,312	7.0%	63.1%	81.3%	84.1%	85.1%	85.6%
2010	5,461	7.1%	64.5%	81.6%	83.9%	85.2%	85.8%
2011	5,756	6.9%	65.0%	81.7%	84.3%	85.7%	86.2%
2012	6,003	6.5%	66.5%	81.4%	84.2%	85.2%	85.6%
2013	6,228	7.1%	66.4%	82.0%	84.2%	85.1%	85.2%
2014	6,324	7.0%	67.8%	81.8%	83.7%	83.9%	
2015	6,735	7.6%	71.1%	83.7%	84.2%		
2016	6,413	9.0%	72.4%	76.0%			

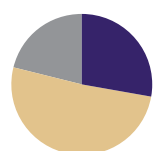
AUTUMN 2019

OFFICE OF ADMISSIONS

The Office of Admissions recruits, admits, and enrolls undergraduate classes rich in intellectual abilities, academic commitments, diversity of perspectives, backgrounds, and talents that create a stimulating educational environment and promote desired learning outcomes. The Office of Admissions enrolls classes in accordance with university enrollment goals.

FRESHMAN

APPLICATIONS

**45,579 TOTAL**

12,533 WA RESIDENTS
23,277 U.S. NONRESIDENTS
9,769 INTERNATIONAL

ADMITS

7,455

WA RESIDENTS

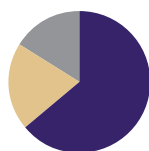
11,912

U.S. NONRESIDENTS

4,238

INTERNATIONAL

ENROLLMENT

**6,984 TOTAL**

4,452 WA RESIDENTS
1,412 U.S. NONRESIDENTS
1,120 INTERNATIONAL

CLASS PROFILE

*Middle 50%***3.72–3.95** HIGH SCHOOL GPA**1240–1440** SAT COMPOSITE (ERW + M)**27–33** ACT COMPOSITE

56.3% WOMEN

43.7% MEN

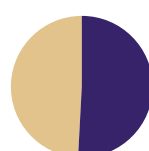
African American **179**
American Indian/
Alaskan Native **21**
Asian American **1,910**
White **2,405**
Native Hawaiian/
Pacific Islander **32**

Hispanic/Latino **652**
International **1,120**
Two or more races
(Non-URM) **358**
Two or more races
(URM) **186**
Not indicated **121**

27.3% OF ALL FRESHMEN ARE THE FIRST IN THEIR FAMILIES TO GRADUATE FROM COLLEGE

TRANSFER

APPLICATIONS

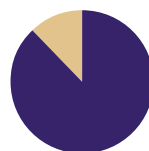
**5,066 TOTAL**

2,732 WA COMMUNITY &
TECHNICAL COLLEGES
2,334 ALL OTHER 2-YEAR &
4-YEAR SCHOOLS

ADMITS

1,811WA COMMUNITY &
TECHNICAL COLLEGES**459**ALL OTHER 2-YEAR &
4-YEAR SCHOOLS

ENROLLMENT

**1,472 TOTAL**

1,289 WA COMMUNITY &
TECHNICAL COLLEGES
183 ALL OTHER 2-YEAR &
4-YEAR SCHOOLS

CLASS PROFILE

*Middle 50%***3.28–3.84** COLLEGE GPA

987 TRANSFER STUDENTS WERE PROJECTING AN
ASSOCIATE DEGREE FROM WASHINGTON COMMUNITY &
TECHNICAL COLLEGES

54.8% WOMEN

45.2% MEN

African American **60**
American Indian/
Alaskan Native **5**
Asian American **254**
White **620**
Native Hawaiian/
Pacific Islander **10**

Hispanic/Latino **145**
International **247**
Two or more races
(Non-URM) **47**
Two or more races
(URM) **55**
Not indicated **33**

40.5% OF ALL TRANSFERS ARE THE FIRST IN THEIR FAMILIES TO GRADUATE FROM COLLEGE

2019–2020

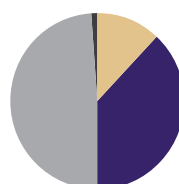
OFFICE OF STUDENT FINANCIAL AID

HUSKY PROMISE RECIPIENTS

2009-2010	6,940
2010-2011	8,000
2011-2012	8,850
2012-2013	9,550
2013-2014	9,830
2014-2015	9,780
2015-2016	10,080
2016-2017	9,880
2017-2018	9,979
2018-2019	10,170
2019-2020	8,912

The Office of Student Financial Aid promotes participation in higher education and fosters a diverse student body by providing and managing financial resources that allow students across the three UW campuses the access and opportunity to thrive academically and fully experience the University of Washington. We actively work to remove economic barriers, foster an economically and ethnically diverse student body, and counsel with compassion and sensitivity students and families who need our help.

ALL STUDENTS, ALL CAMPUSES (2019-2020)



TYPE OF AID

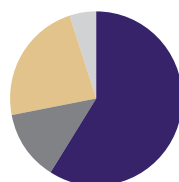
TOTAL \$686,745,900

LOANS
\$308,997,500 (45%)

WORK STUDY
\$3,627,100 (1%)

SCHOLARSHIPS
\$85,276,600 (12%)

GRANTS
\$288,844,700 (42%)



SOURCES OF AID

FEDERAL
\$392,218,600 (57%)

STATE
\$107,304,400 (16%)

INSTITUTIONAL
\$150,495,200 (22%)

PRIVATE
\$36,727,700 (5%)

EDUCATIONAL DEBT AT GRADUATION

ALL STUDENTS, ALL CAMPUSES, 2019-2020

	COMPLETED WITH DEBT	AVERAGE DEBT	MEDIAN DEBT
MEDICINE	214	\$203,192	\$210,818
DENTAL	67	\$274,344	\$306,151
LAW	106	\$119,481	\$128,145
NURSING (MA & PhD)	111	\$72,501	\$64,589
PHARMACY	72	\$147,230	\$149,323
MBA	140	\$60,848	\$57,452
OTHER PhD	260	\$69,053	\$52,122
OTHER MASTERS	1,793	\$61,026	\$49,578
UNDERGRADUATE	4,028	\$20,940	\$18,000

VETERANS EDUCATION BENEFITS OFFICE (VEBO) 2019-2020

VEBO administers five VA educational benefit programs and three state waiver programs for veterans and dependents. VEBO also provides financial aid counseling to veterans, dependents and active duty service members.

1,013 students at UW Seattle indicated they were veterans, active duty, reserves or guard members

>> **66%** utilized some form of VA educational resource

2,485 students indicated they were dependents of veterans or active duty service members

>> **505** dependents utilized VA educational benefits

2,845 original certifications were performed by VEBO, resulting in **\$11+ million** in tuition payments received at UW Seattle

2019-2020

OFFICE OF THE UNIVERSITY REGISTRAR

AUTUMN QUARTER CREDIT HOURS (SEATTLE)

COURSE LEVEL	2014	2015	2016	2017	2018	2019
UNDERGRADUATE	445,385	453,848	452,369	459,064	468,516	466,577
GRADUATE/ PROFESSIONAL	164,129	164,552	168,072	170,588	176,999	179,735
TOTAL	609,514	618,400	620,441	629,652	645,515	646,312

AUTUMN QUARTER ENROLLMENT BY CLASS (SEATTLE)

CLASS	2014- 2015	2015- 2016	2016- 2017	2017- 2018	2018- 2019	2019- 2020
FRESHMAN	6,514	6,801	7,136	7,454	7,786	7,553
SOPHOMORE	5,739	5,683	5,614	5,344	5,505	5,497
JUNIOR	8,399	8,468	8,161	8,590	8,498	8,787
SENIOR	8,531	8,785	8,807	8,806	9,028	8,992
POSTBACCALAUREATE	285	285	272	281	261	212
NON-MATRICULATED	1,490	1,301	1,180	1,066	1,211	1,233
GRADUATE	11,823	12,077	12,340	12,499	12,932	13,089
PROFESSIONAL	2,006	2,009	2,081	2,125	2,176	2,209
TOTAL	44,787	45,409	45,591	46,165	47,397	47,572

DEGREES AWARDED (SEATTLE)

DEGREE LEVEL	2014- 2015	2015- 2016	2016- 2017	2017- 2018	2018- 2019
BACHELOR'S	7,506	7,784	7,753	7,988	8,340
MASTER'S	3,610	3,589	3,884	3,935	4,083
DOCTORATE	842	778	762	820	904
PROFESSIONAL	556	518	576	551	566
TOTAL	12,514	12,669	12,975	13,294	13,893

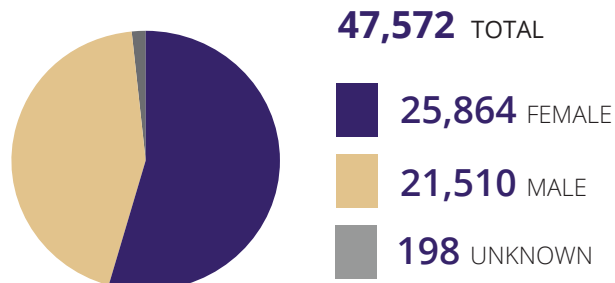
The Office of the University Registrar (OUR) is the steward of the University of Washington's academic history, maintaining the integrity of our records and documenting the excellence of our students. The commitment to service is demonstrated every day in a variety of activities that support and implement faculty policies affecting teaching and learning.

The Office of the University Registrar serves all newly admitted, current and former students attending the University of Washington at the undergraduate, graduate, professional and postbaccalaureate levels.

The OUR is comprised of the following teams:

- Academic Data Management
- Degree Audit Records Specialists
- Graduation and Records Specialists
- Residency Coordinators
- Registration
- Time Schedule Classroom Scheduling
- University of Washington Curriculum Office

GENDER OF SEATTLE STUDENTS (AUTUMN 2019)



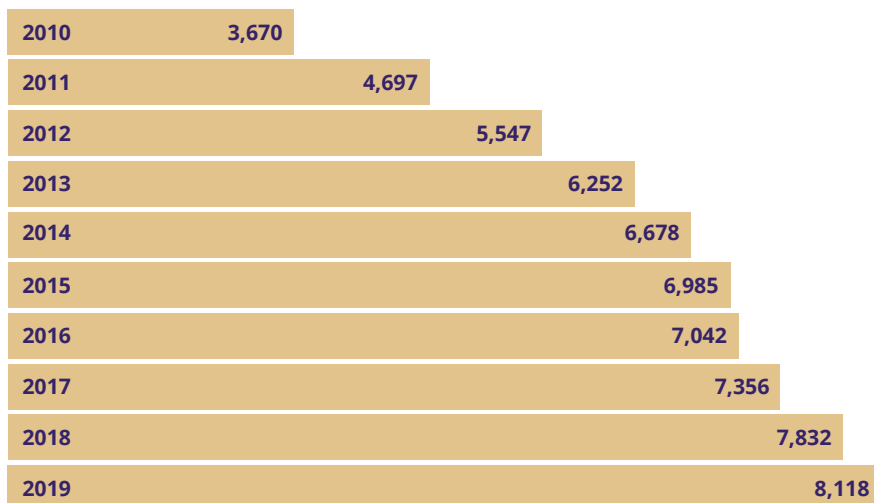
AVERAGE AGE OF SEATTLE STUDENTS (AUTUMN 2019)



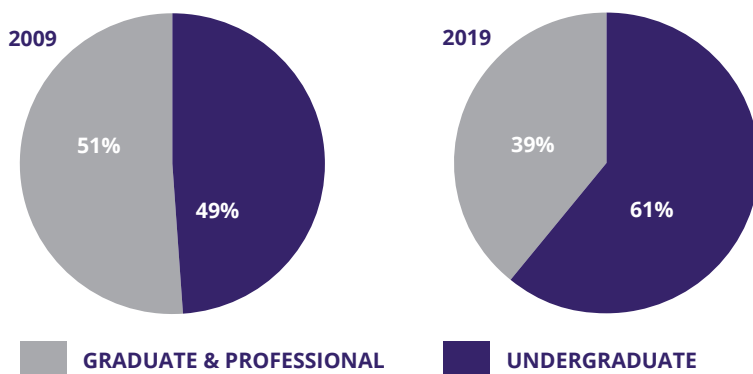
AUTUMN 2019

INTERNATIONAL STUDENT SERVICES

INTERNATIONAL STUDENT ENROLLMENT



AUTUMN ENROLLMENT



TOP 10 COUNTRIES REPRESENTED

UNDERGRADUATE

Canada (82)
 China (2,847)
 Hong Kong (77)
 India (247)
 Indonesia (164)
 Japan (73)
 South Korea (216)
 Taiwan (265)
 Thailand (91)
 Vietnam (99)

GRADUATE & PROFESSIONAL

Canada (100)
 China (1,280)
 Hong Kong (21)
 India (556)
 Indonesia (29)
 Japan (35)
 South Korea (155)
 Taiwan (192)
 Thailand (29)
 Vietnam (15)

International Student Services (ISS) advises Seattle campus international undergraduates, graduates, and professional students on the benefits and restrictions of their F and J visa status. Our advisors assist international students in navigating university policy and resources as they relate to the visa benefits and restrictions. ISS adheres to federal reporting requirements to ensure University and student compliance with all federal regulations in order to maintain the University's ability to enroll international students in degree programs on the Seattle campus. Some of the Student Exchange Visitor Information System (SEVIS) reporting requirements include quarterly enrollment verification for all enrolled international students, updating academic majors/minors, address changes, travel authorization, employment or internship authorization, drop below fulltime status or final quarter below fulltime authorization, change of degree program, and Optional Practical Training authorization.

ISS collaborates with UW campus partners such as the admission offices, FIUTS, First Year Programs, Student Life, Counseling, Office of the University Registrar, academic advisors, Housing & Food Services, Payroll & Student Fiscal Services, and Career Services to provide coordinated services and support for enrolled international students.

BE BOUNDLESS



UNIVERSITY *of* WASHINGTON

DIVISION OF ENROLLMENT MANAGEMENT
SCHMITZ HALL / SEATTLE, WA

OFFICE OF ENROLLMENT MANAGEMENT

doem.washington.edu

OFFICE OF ADMISSIONS

admit.uw.edu

OFFICE OF STUDENT FINANCIAL AID

uw.edu/financialaid

OFFICE OF THE UNIVERSITY REGISTRAR

registrar.uw.edu

INTERNATIONAL STUDENT SERVICES

iss.washington.edu

VETERANS EDUCATIONAL BENEFITS

osfa.washington.edu/wp/veterans