

2018-2019

# DIVISION OF ENROLLMENT MANAGEMENT

The Division of Enrollment Management integrates the work and expertise of the Offices of the University Registrar, Undergraduate Admissions, Student Financial Aid, Enrollment Information Services, International Student Services and Veterans Education Benefits in service to the University of Washington community. Through deep collaboration with University administration, faculty and staff, Enrollment Management seeks to maximize student access and educational outcomes through developing and implementing strategic and data-informed enrollment-related policies, processes and services. Prospective students, current students and University alumni all use and benefit from the division's services

that span from enrollment planning, student recruitment, application and admission, financial aid and scholarship awarding, academic and course planning, classroom scheduling, student records and degree verification, student visa-related services and veterans benefits services to counseling in all these areas. The division takes pride in having nationally recognized experts leading and working in these service fields.

Members of the Division of Enrollment Management value and intentionally build upon diversity, respect, integrity, innovation, excellence, transparency, strategic action and service. We invite you to see some examples of our work and services on the following pages.

## DIVISION OF ENROLLMENT MANAGEMENT UNITS

Office of Enrollment Management  
Office of Undergraduate Admissions  
Office of Student Financial Aid  
Office of the University Registrar  
International Student Services  
Veterans Education Benefits  
Enrollment Information Services

## ENROLLMENT SUMMARIES

### AUTUMN 2018 ENROLLMENT

	SEATTLE			BOTHELL			TACOMA		
LEVEL OF STUDY	RES	US NR	INTL	RES	US NR	INTL	RES	US NR	INTL
UNDERGRADUATE	21,112	4,872	4,833	4,639	89	476	4,245	62	165
POSTBACCALAUREATE	198	50	13	115	2	7	56	0	2
GRADUATE	5,464	4,545	2,921	373	33	79	641	29	103
PROFESSIONAL	1,411	728	37	0	0	0	0	0	0
UNDERGRADUATE NONMATRICULATED	198	801	11	34	4	6	24	0	0
GRADUATE NONMATRICULATED	120	57	16	73	6	6	28	0	0
ENROLLMENT GROUP TOTALS	28,503	11,053	7,831	5,234	134	574	4,994	91	270
CAMPUS TOTALS	47,387			5,942			5,183		
TOTAL UW HEADCOUNT				58,684					

### ETHNICITY OF DEGREE SEEKING STUDENTS AUTUMN 2018 (SEATTLE)

ETHNICITY	UNDERGRAD	GRADUATE	PROFESSIONAL
AMERICAN INDIAN OR ALASKA NATIVE	138	51	21
ASIAN	6,416	1,299	470
BLACK OR AFRICAN AMERICAN	631	301	54
HISPANIC OR LATINO	2,373	769	110
INTERNATIONAL (NONRESIDENT ALIEN)	4,832	2,919	37
NATIVE HAWAIIAN OR OTHER PACIFIC ISLANDER	113	10	2
NOT INDICATED	328	250	72
TWO OR MORE RACES	4,167	896	154
WHITE	11,819	6,437	1,256

### GRADUATION RATES, FULL-TIME FRESHMAN ENTRANTS AUTUMN QUARTER (SEATTLE)

START YEAR	COHORT SIZE	3 YEAR GRAD RATE	4 YEAR GRAD RATE	5 YEAR GRAD RATE	6 YEAR GRAD RATE	7 YEAR GRAD RATE	8 YEAR GRAD RATE
2004	4,877	5.5%	53.9%	75.9%	80.4%	82.0%	82.8%
2005	4,864	4.6%	54.0%	76.2%	80.8%	82.2%	82.8%
2006	5,394	5.2%	56.0%	77.5%	81.0%	82.5%	83.1%
2007	5,267	5.8%	57.7%	78.0%	81.9%	83.2%	83.8%
2008	5,509	6.6%	61.7%	80.8%	83.9%	85.1%	85.8%
2009	5,312	7.0%	63.1%	81.3%	84.1%	85.2%	85.6%
2010	5,461	7.1%	64.6%	81.6%	83.9%	85.3%	85.8%
2011	5,756	6.9%	65.0%	81.7%	84.4%	85.8%	
2012	6,003	6.5%	66.5%	81.4%	84.2%		
2013	6,228	7.1%	66.4%	81.9%			
2014	6,324	7.0%	67.6%				
2015	6,735	7.6%					

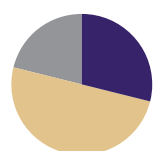
AUTUMN 2018-2019

## OFFICE OF ADMISSIONS

The Office of Admissions recruits, admits, and enrolls undergraduate classes rich in intellectual abilities, academic commitments, diversity of perspectives, backgrounds, and talents that create a stimulating educational environment and promote desired learning outcomes. The Office of Admissions enrolls classes in accordance with university enrollment goals.

## FRESHMAN

## APPLICATIONS

**45,911 TOTAL**

13,117 WA RESIDENTS  
22,879 U.S. NONRESIDENTS  
9,915 INTERNATIONAL

## OFFERS

**7,459**

WA RESIDENTS

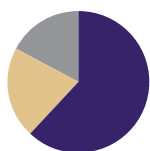
**11,229**

U.S. NONRESIDENTS

**3,663**

INTERNATIONAL

## ENROLLMENT

**7,141 TOTAL**

4,444 WA RESIDENTS  
1,527 U.S. NONRESIDENTS  
1,170 INTERNATIONAL

## CLASS PROFILE

*Middle 50%***3.71-3.95** HIGH SCHOOL GPA**1250-1430** SAT COMPOSITE (ERW + M)**27-32** ACT COMPOSITE

55.4% WOMEN

44.6% MEN

African American **256**American Indian **89**Asian American **2,304**Caucasian **2,576**Hawaiian/Pacific Islander **66**Hispanic/Latino **585**International **1,170**Two or more races **519**Not indicated **95****25.7%**

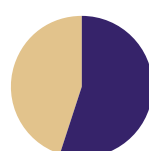
OF ALL FRESHMEN ARE THE FIRST IN THEIR FAMILIES TO GRADUATE FROM COLLEGE

**16.7%**

OF ALL FRESHMEN COME FROM LOW-INCOME FAMILIES

## TRANSFER

## APPLICATIONS

**5,415 TOTAL**

2,975 WA COMMUNITY & TECHNICAL COLLEGES  
2,440 ALL OTHER 2-YEAR & 4-YEAR SCHOOLS

## OFFERS

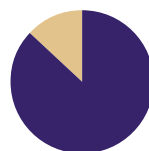
**1,868**

WA COMMUNITY &amp; TECHNICAL COLLEGES

**510**

ALL OTHER 2-YEAR &amp; 4-YEAR SCHOOLS

## ENROLLMENT

**1,566 TOTAL**

1,341 WA COMMUNITY & TECHNICAL COLLEGES  
225 ALL OTHER 2-YEAR & 4-YEAR SCHOOLS

## CLASS PROFILE

*Middle 50%***3.27-3.83** COLLEGE GPA

**1,018** TRANSFER STUDENTS WERE PROJECTING AN ASSOCIATE DEGREE FROM WASHINGTON COMMUNITY & TECHNICAL COLLEGES

53.6% WOMEN

46.4% MEN

African American **90**American Indian **21**Asian American **351**Caucasian **667**Hawaiian/Pacific Islander **22**Hispanic/Latino **171**International **227**Two or more races **109**Not indicated **17****43.5%**

OF ALL TRANSFERS ARE THE FIRST IN THEIR FAMILIES TO GRADUATE FROM COLLEGE

**36.3%**

OF ALL TRANSFERS COME FROM LOW-INCOME FAMILIES

AUTUMN 2018

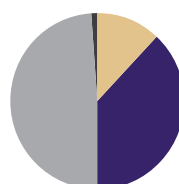
# OFFICE OF STUDENT FINANCIAL AID

## HUSKY PROMISE RECIPIENTS

2007-2008	5,680
2008-2009	5,820
2009-2010	6,940
2010-2011	8,000
2011-2012	8,850
2012-2013	9,550
2013-2014	9,830
2014-2015	9,780
2015-2016	10,080
2016-2017	9,880
2017-2018	9,979

The Office of Student Financial Aid promotes participation in higher education and fosters a diverse student body by providing and managing financial resources that allow students across the three UW campuses the access and opportunity to thrive academically and fully experience the University of Washington. We actively work to remove economic barriers, foster an economically and ethnically diverse student body, and counsel with compassion and sensitivity students and families who need our help.

## ALL STUDENTS, ALL CAMPUSES (2017-2018)



### TYPE OF AID

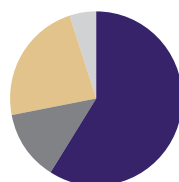
TOTAL \$644,087,900

LOANS  
\$314,788,600 (49%)

WORK STUDY  
\$4,254,800 (1%)

SCHOLARSHIPS  
\$78,779,900 (12%)

GRANTS  
\$246,264,600 (38%)



### SOURCES OF AID

FEDERAL  
\$382,633,900 (59%)

STATE  
\$81,498,800 (13%)

INSTITUTIONAL  
\$146,620,800 (23%)

PRIVATE  
\$33,335,200 (5%)

## EDUCATIONAL DEBT AT GRADUATION ALL STUDENTS, ALL CAMPUSES

	2016-2017		2017-2018	
	COMPLETED WITH DEBT	MEDIAN DEBT	COMPLETED WITH DEBT	MEDIAN DEBT
MEDICINE	169	\$178,293	169	\$180,760
DENTAL	57	\$250,585	56	\$273,973
LAW	112	\$131,266	115	\$95,727
NURSING (MA & PhD)	100	\$66,750	111	\$73,375
PHARMACY	78	\$150,175	64	\$159,347
MBA	174	\$47,426	181	\$56,274
OTHER PhD	319	\$53,268	325	\$50,763
OTHER MASTERS	1,707	\$47,253	1,768	\$50,116
UNDERGRADUATE	4,489	\$19,452	4,319	\$19,500

## VETERANS EDUCATION BENEFITS OFFICE (VEBO) 2017-2018

VEBO administers five VA educational benefit programs and three state waiver programs for veterans and dependents. VEBO also provides financial aid counseling to veterans, dependents and active duty service members.

**1,100** students at UW Seattle indicated they were veterans, active duty, reserves or guard members

>> Typically, **65%** utilize some form of VA educational resource

**2,300** students indicated they were dependents of veterans or active duty service members

>> **400** dependents utilized VA educational benefits

**2,900** original certifications were performed by VEBO, resulting in **\$11+ million** in tuition payments received at UW Seattle



2018-2019

# OFFICE OF THE UNIVERSITY REGISTRAR

The Office of the University Registrar (OUR) is the steward of the University of Washington's academic history, maintaining the integrity of our records and documenting the excellence of our students. The commitment to service is demonstrated every day in a variety of activities that support and implement faculty policies affecting teaching and learning.

The Office of the University Registrar serves all newly admitted, current and former students attending the University of Washington at the undergraduate, graduate, professional and postbaccalaureate levels.

The OUR is comprised of the following teams:

- University of Washington Curriculum Office
- Residency Coordinators
- Time Schedule Classroom Scheduling
- Degree Audit Records Specialists
- Graduation and Records Specialists
- Registration

## GENDER OF SEATTLE STUDENTS (AUTUMN 2018)

**25,379** FEMALE  
**22,008** MALE  
**200** UNKNOWN  
**47,587** TOTAL

## AVERAGE AGE OF SEATTLE STUDENTS (AUTUMN 2018)

**20.7** UNDERGRADUATE  
**30.4** GRADUATE  
**27.7** PROFESSIONAL

## AUTUMN QUARTER CREDIT HOURS (SEATTLE)

COURSE LEVEL	2013	2014	2015	2016	2017	2018
UNDERGRADUATE	434,851	445,385	453,848	452,369	459,064	468,516
GRADUATE/ PROFESSIONAL	162,289	164,129	164,552	168,072	170,588	176,999
<b>TOTAL</b>	<b>597,140</b>	<b>609,514</b>	<b>618,400</b>	<b>620,441</b>	<b>629,652</b>	<b>645,515</b>

## AUTUMN QUARTER ENROLLMENT BY CLASS (SEATTLE)

CLASS	2013- 2014	2014- 2015	2015- 2016	2016- 2017	2017- 2018	2018- 2019
FRESHMAN	6,544	6,508	6,799	7,135	7,455	7,785
SOPHOMORE	5,510	5,737	5,676	5,614	5,345	5,505
JUNIOR	8,068	8,241	8,340	8,005	8,416	8,331
SENIOR	8,156	8,531	8,786	8,808	8,807	9,028
POSTBACCALAUREATE	275	283	281	271	277	257
MASTER	6,796	6,949	7,118	7,354	7,598	7,952
DOCTORATE	4,295	4,277	4,236	4,194	4,160	4,243
PROFESSIONAL	2,000	2,001	2,004	2,076	2,123	2,173
<b>TOTAL</b>	<b>41,644</b>	<b>42,527</b>	<b>43,240</b>	<b>43,457</b>	<b>44,181</b>	<b>45,274</b>

## DEGREES AWARDED (SEATTLE)

DEGREE LEVEL	2013- 2014	2014- 2015	2015- 2016	2016- 2017	2017- 2018
BACHELOR'S	7,562	7,506	7,781	7,737	7,962
MASTER'S	3,436	3,609	3,589	3,883	3,930
DOCTORATE	462	842	778	762	819
PROFESSIONAL	566	556	518	574	551
<b>TOTAL</b>	<b>12,026</b>	<b>12,513</b>	<b>12,666</b>	<b>12,956</b>	<b>13,262</b>

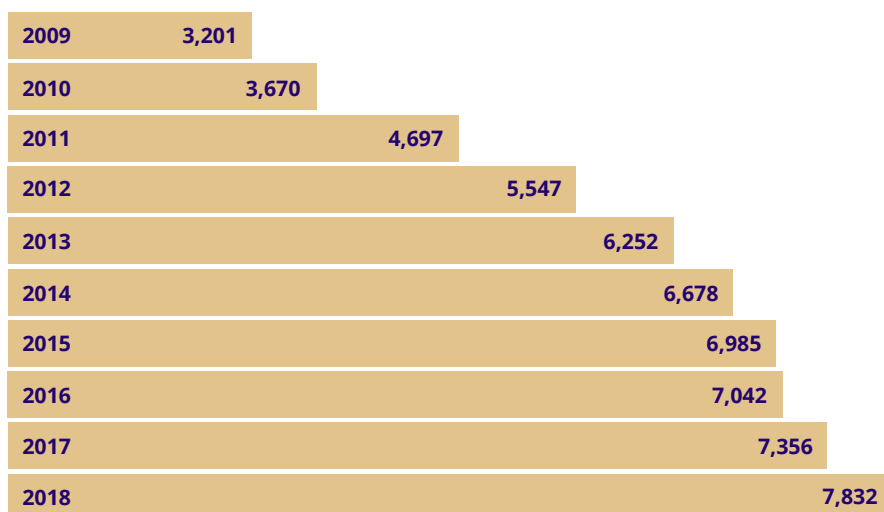
## ENROLLMENT INFORMATION SERVICES (EIS)

Enrollment Information Services (EIS) supports technology, learning, communication and data needs across the Division of Enrollment Management. It is an example of a shared services unit that provides services and support for all units within Enrollment Management. Enrollment Information Services is comprised of the following teams:

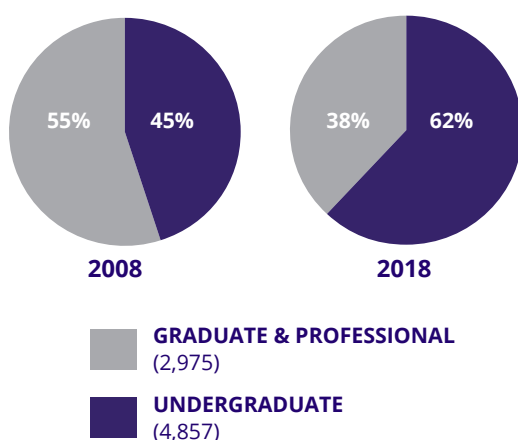
- Learning and Communications
- Web Development
- Academic Data Management and Reporting
- Data Services
- Computer Support

# 2018 INTERNATIONAL STUDENT SERVICES

## INTERNATIONAL STUDENT ENROLLMENT



## AUTUMN ENROLLMENT



## TOP 10 COUNTRIES REPRESENTED

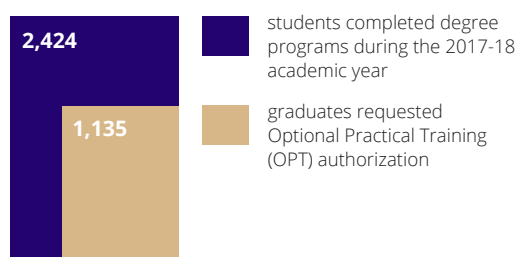
### UNDERGRADUATE

Canada (69)  
China (2,769)  
India (273)  
Indonesia (157)  
Japan (78)  
Singapore (72)  
South Korea (253)  
Taiwan (255)  
Thailand (90)  
Vietnam (87)

### GRADUATE & PROFESSIONAL

Canada (100)  
China (1,160)  
Germany (27)  
India (520)  
Indonesia (34)  
Iran (61)  
Japan (36)  
South Korea (166)  
Taiwan (167)  
Thailand (27)

## INTERNATIONAL STUDENT GRADUATES



International Student Services advises Seattle campus international undergraduates, graduates, and professional students on the benefits and restrictions of their F and J visa status. Our advisors assist international students in navigating university policy and resources as they relate to the visa benefits and restrictions. ISS adheres to federal reporting requirements to ensure University and student compliance with all federal regulations in order to maintain the University's ability to enroll international students in degree programs on the Seattle campus. Some of the Student Exchange Visitor Information System (SEVIS) reporting requirements include quarterly enrollment verification for all enrolled international students, updating academic majors/minors, address changes, travel authorization, employment or internship authorization, drop below fulltime status or final quarter below fulltime authorization, change of degree program, and Optional Practical Training authorization.

ISS collaborates with UW campus partners such as the admission offices, FIUTS, First Year Programs, Student Life, Counseling, Office of the University Registrar, academic advisors, Housing & Food Services, Payroll & Student Fiscal Services, and Career Services to provide coordinated services and support for enrolled international students.



# UNIVERSITY *of* WASHINGTON

DIVISION OF ENROLLMENT MANAGEMENT  
SCHMITZ HALL / SEATTLE, WA

## OFFICE OF ENROLLMENT MANAGEMENT

[doem.washington.edu](http://doem.washington.edu)

## OFFICE OF ADMISSIONS

[admit.uw.edu](http://admit.uw.edu)

## OFFICE OF STUDENT FINANCIAL AID

[uw.edu/financialaid](http://uw.edu/financialaid)

## OFFICE OF THE UNIVERSITY REGISTRAR

[registrar.uw.edu](http://registrar.uw.edu)

## INTERNATIONAL STUDENT SERVICES

[iss.washington.edu](http://iss.washington.edu)

## ENROLLMENT INFORMATION SERVICES

[eis.washington.edu](http://eis.washington.edu)

## VETERANS EDUCATIONAL BENEFITS

[osfa.washington.edu/wp/veterans](http://osfa.washington.edu/wp/veterans)