

2017-2018

# DIVISION OF ENROLLMENT MANAGEMENT

The Division of Enrollment Management integrates the work and expertise of the Offices of the University Registrar, Undergraduate Admissions, Student Financial Aid, Enrollment Information Services, International Student Services and Veterans Education Benefits in service to the University of Washington community. Through deep collaboration with University administration, faculty and staff, Enrollment Management seeks to maximize student access and educational outcomes through developing and implementing strategic and data-informed enrollment-related policies, processes and services. Prospective students, current students and University alumni all use and benefit from the division's services

that span from enrollment planning, student recruitment, application and admission, financial aid and scholarship awarding, academic and course planning, classroom scheduling, student records and degree verification, student visa-related services and veterans benefits services to counseling in all these areas. The division takes pride in having nationally recognized experts leading and working in these service fields.

Members of the Division of Enrollment Management value and intentionally build upon diversity, respect, integrity, innovation, excellence, transparency, strategic action and service. We invite you to see some examples of our work and services on the following pages.

## DIVISION OF ENROLLMENT MANAGEMENT UNITS

Office of Enrollment Management  
Office of Undergraduate Admissions  
Office of Student Financial Aid  
Office of the University Registrar  
Enrollment Information Services  
International Student Services  
Veterans Education Benefits

## ENROLLMENT SUMMARIES

### AUTUMN 2017 ENROLLMENT

	SEATTLE			BOTHELL			TACOMA		
LEVEL OF STUDY	RES	US NR	INTL	RES	US NR	INTL	RES	US NR	INTL
UNDERGRADUATE	21,048	4,594	4,556	4,602	91	495	4,084	63	182
POSTBACCALAUREATE	207	65	10	133	2	6	78	0	5
GRADUATE	5,276	4,497	2,733	452	38	70	585	30	101
PROFESSIONAL	1,367	728	31	0	0	0	0	0	0
UNDERGRADUATE NONMATRICULATED	766	585	12	37	4	0	45	0	0
GRADUATE NONMATRICULATED	131	66	14	42	9	5	10	0	0
ENROLLMENT GROUP TOTALS	28,795	10,535	7,656	5,266	144	576	4,802	93	288
CAMPUS TOTALS	46,686			5,986			5,183		
TOTAL UW HEADCOUNT				57,855					

### ETHNICITY OF DEGREE SEEKING STUDENTS AUTUMN 2017 (SEATTLE)

ETHNICITY	UNDERGRAD	GRADUATE	PROFESSIONAL
AMERICAN INDIAN OR ALASKA NATIVE	134	55	27
ASIAN	7,451	1,321	473
BLACK OR AFRICAN AMERICAN	907	353	48
HISPANIC OR LATINO	2,434	811	110
INTERNATIONAL (NONRESIDENT ALIEN)	4,566	2,733	31
NATIVE HAWAIIAN OR OTHER PACIFIC ISLANDER	146	13	2
NOT INDICATED	330	237	83
TWO OR MORE RACES	2,247	528	93
WHITE	12,265	5,455	1,259

### GRADUATION RATES, FULL-TIME FRESHMAN ENTRANTS AUTUMN QUARTER (SEATTLE)

START YEAR	COHORT SIZE	3 YEAR GRAD RATE	4 YEAR GRAD RATE	5 YEAR GRAD RATE	6 YEAR GRAD RATE	7 YEAR GRAD RATE	8 YEAR GRAD RATE
2003	4,956	4.9%	53.9%	76.4%	80.7%	82.2%	83.0%
2004	4,877	5.5%	53.9%	75.9%	80.4%	82.0%	82.8%
2005	4,864	4.6%	54.0%	76.2%	80.8%	82.2%	82.8%
2006	5,394	5.2%	56.0%	77.5%	81.0%	82.5%	83.1%
2007	5,267	5.8%	57.7%	78.0%	81.9%	83.2%	83.8%
2008	5,509	6.6%	61.7%	80.8%	83.9%	85.1%	85.8%
2009	5,312	7.0%	63.1%	81.3%	84.1%	85.2%	85.6%
2010	5,461	7.1%	64.6%	81.6%	83.9%	85.3%	
2011	5,756	6.9%	65.0%	81.7%	84.4%		
2012	6,003	6.5%	66.5%	81.4%			
2013	6,228	7.1%	66.4%				
2014	6,324	7.0%					

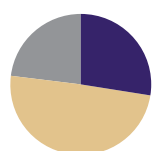
AUTUMN 2017-2018

## OFFICE OF ADMISSIONS

The Office of Admissions recruits, admits, and enrolls undergraduate classes rich in intellectual abilities, academic commitments, diversity of perspectives, backgrounds, and talents that create a stimulating educational environment and promote desired learning outcomes. The Office of Admissions enrolls classes in accordance with university enrollment goals.

## FRESHMAN

## APPLICATIONS

**44,878 TOTAL**

12,393 WA RESIDENTS  
22,266 U.S. NONRESIDENTS  
10,219 INTERNATIONAL

## OFFERS

**7,335**

WA RESIDENTS

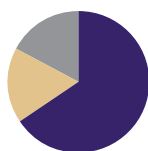
**9,727**

U.S. NONRESIDENTS

**3,771**

INTERNATIONAL

## ENROLLMENT

**6,774 TOTAL**

4,443 WA RESIDENTS  
1,178 U.S. NONRESIDENTS  
1,153 INTERNATIONAL

## CLASS PROFILE

*Middle 50%***3.70–3.95** HIGH SCHOOL GPA**1210–1390** SAT COMPOSITE (ERW + M)**27–32** ACT COMPOSITE

54.5% WOMEN

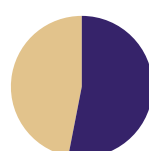
45.5% MEN

African American **199**      Hispanic/Latino **576**  
American Indian **28**      International **1,153**  
Asian American **1,667**      Two or more races **594**  
Caucasian **2,481**      Not indicated **34**  
Hawaiian/Pacific Islander **42**

**29.6%** OF ALL FRESHMEN ARE THE FIRST IN THEIR FAMILIES TO GRADUATE FROM COLLEGE**20.6%** OF ALL FRESHMEN COME FROM LOW-INCOME FAMILIES

## TRANSFER

## APPLICATIONS

**5,683 TOTAL**

3,026 WA COMMUNITY & TECHNICAL COLLEGES  
2,657 ALL OTHER 2-YEAR & 4-YEAR SCHOOLS

## OFFERS

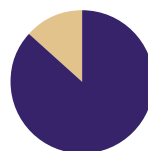
**1,854**

WA COMMUNITY &amp; TECHNICAL COLLEGES

**453**

ALL OTHER 2-YEAR &amp; 4-YEAR SCHOOLS

## ENROLLMENT

**1,511 TOTAL**

1,310 WA COMMUNITY & TECHNICAL COLLEGES  
201 ALL OTHER 2-YEAR & 4-YEAR SCHOOLS

## CLASS PROFILE

*Middle 50%***3.26–3.82** COLLEGE GPA

**958** TRANSFER STUDENTS WERE PROJECTING AN ASSOCIATE DEGREE FROM WASHINGTON COMMUNITY & TECHNICAL COLLEGES

52.1% WOMEN

47.9% MEN

African American **70**      Hispanic/Latino **152**  
American Indian **10**      International **202**  
Asian American **250**      Two or more races **106**  
Caucasian **698**      Not indicated **19**  
Hawaiian/Pacific Islander **4**

**45.0%** OF ALL TRANSFERS ARE THE FIRST IN THEIR FAMILIES TO GRADUATE FROM COLLEGE**35.5%** OF ALL TRANSFERS COME FROM LOW-INCOME FAMILIES

2017-2018

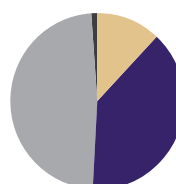
# OFFICE OF STUDENT FINANCIAL AID

## HUSKY PROMISE RECIPIENTS

2007-2008	5,680
2008-2009	5,820
2009-2010	6,940
2010-2011	8,000
2011-2012	8,850
2012-2013	9,550
2013-2014	9,830
2014-2015	9,780
2015-2016	10,080
2016-2017	9,880
2017-2018	(estimated) 9,870

The Office of Student Financial Aid promotes participation in higher education and fosters a diverse student body by providing and managing financial resources that allow students across the three UW campuses the access and opportunity to thrive academically and fully experience the University of Washington. We actively work to remove economic barriers, foster an economically and ethnically diverse student body, and counsel with compassion and sensitivity students and families who need our help.

## ALL STUDENTS, ALL CAMPUSES (2017-2018 PROJECTIONS)



### TYPE OF AID

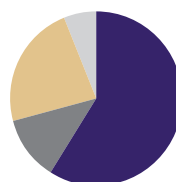
TOTAL \$651,947,100

LOANS  
\$316,446,000 (49%)

WORK STUDY  
\$4,035,000 (1%)

SCHOLARSHIPS  
\$77,321,000 (12%)

GRANTS  
\$254,146,100 (39%)



### SOURCE OF AID

TOTAL \$651,948,100

FEDERAL  
\$387,317,400 (59%)

STATE  
\$79,968,700 (12%)

INSTITUTIONAL  
\$148,162,000 (23%)

PRIVATE  
\$36,500,000 (6%)

## EDUCATIONAL DEBT AT GRADUATION ALL STUDENTS, ALL CAMPUSES

	2015-2016		2016-2017	
	COMPLETED WITH DEBT	MEDIAN DEBT	COMPLETED WITH DEBT	MEDIAN DEBT
MEDICINE	169	\$178,293	190	\$184,231
DENTAL	57	\$250,585	58	\$224,765
LAW	112	\$131,266	130	\$74,549
NURSING (MA & PhD)	100	\$66,750	90	\$64,102
PHARMACY	78	\$150,175	76	\$138,099
MBA	174	\$47,426	187	\$51,281
OTHER PhD	319	\$53,268	330	\$45,553
OTHER MASTERS	1,707	\$47,253	1,729	\$49,876
UNDERGRADUATE	4,489	\$19,452	4,280	\$19,047

## VETERANS EDUCATION BENEFITS OFFICE (VEBO) 2016-2017

VEBO administers five VA educational benefit programs and three state waiver programs for veterans and dependents. VEBO also provides financial aid counseling to veterans, dependents and active duty service members.

**1,100** students at UW Seattle indicated they were veterans, active duty, reserves or guard members

>> Typically, **75%** utilize some form of VA educational resource

**2,200** students indicated they were dependents of veterans or active duty service members

>> **400** dependents utilized VA educational benefits

**2,900** certifications were performed by VEBO, resulting in **\$11+ million** in tuition payments received at UW Seattle



2017-2018

# OFFICE OF THE UNIVERSITY REGISTRAR

The Office of the University Registrar (OUR) is the steward of the University of Washington's academic history, maintaining the integrity of our records and documenting the excellence of our students. The commitment to service is demonstrated every day in a variety of activities that support and implement faculty policies affecting teaching and learning.

The Office of the University Registrar serves all newly admitted, current and former students attending the University of Washington at the undergraduate, graduate, professional and postbaccalaureate levels.

The OUR is comprised of the following teams:

- University of Washington Curriculum Office
- Residency Coordinators
- Time Schedule Classroom Scheduling
- Degree Audit Records Specialists
- Graduation and Records Specialists
- Registration

## GENDER OF SEATTLE STUDENTS (AUTUMN 2017)

**24,602** FEMALE  
**21,800** MALE  
**104** UNKNOWN  
**45,506** TOTAL

## AVERAGE AGE OF SEATTLE STUDENTS (AUTUMN 2017)

**20.6** UNDERGRADUATE  
**29.3** GRADUATE  
**26.5** PROFESSIONAL

## AUTUMN QUARTER CREDIT HOURS (SEATTLE)

COURSE LEVEL	2012	2013	2014	2015	2016	2017
UNDERGRADUATE	426,362	434,851	445,385	453,848	452,369	459,064
GRADUATE/ PROFESSIONAL	156,563	162,289	164,129	164,552	168,072	170,588
<b>TOTAL</b>	<b>582,925</b>	<b>597,140</b>	<b>609,514</b>	<b>618,400</b>	<b>620,441</b>	<b>629,652</b>

## AUTUMN QUARTER ENROLLMENT BY CLASS (SEATTLE)

CLASS	2012- 2013	2013- 2014	2014- 2015	2015- 2016	2016- 2017	2017- 2018
FRESHMAN	6,444	6,544	6,508	6,799	7,135	7,455
SOPHOMORE	5,347	5,510	5,737	5,676	5,614	5,345
JUNIOR	7,643	8,068	8,241	8,340	8,005	8,416
SENIOR	8,370	8,156	8,531	8,786	8,808	8,807
POSTBACCALAUREATE	293	275	283	281	271	277
MASTER	6,547	6,796	6,949	7,118	7,354	7,598
DOCTORATE	4,295	4,295	4,277	4,236	4,194	4,160
PROFESSIONAL	1,999	2,000	2,001	2,004	2,076	2,123
<b>TOTAL</b>	<b>40,938</b>	<b>41,644</b>	<b>42,527</b>	<b>43,240</b>	<b>43,457</b>	<b>44,181</b>

## DEGREES AWARDED (SEATTLE)

DEGREE LEVEL	2012- 2013	2013- 2014	2014- 2015	2015- 2016	2016- 2017
BACHELOR'S	7,669	7,562	7,506	7,781	7,737
MASTER'S	3,438	3,436	3,609	3,589	3,883
DOCTORATE	763	462	842	778	762
PROFESSIONAL	567	566	556	518	574
<b>TOTAL</b>	<b>12,437</b>	<b>12,026</b>	<b>12,513</b>	<b>12,666</b>	<b>12,956</b>

## ENROLLMENT INFORMATION SERVICES (EIS)

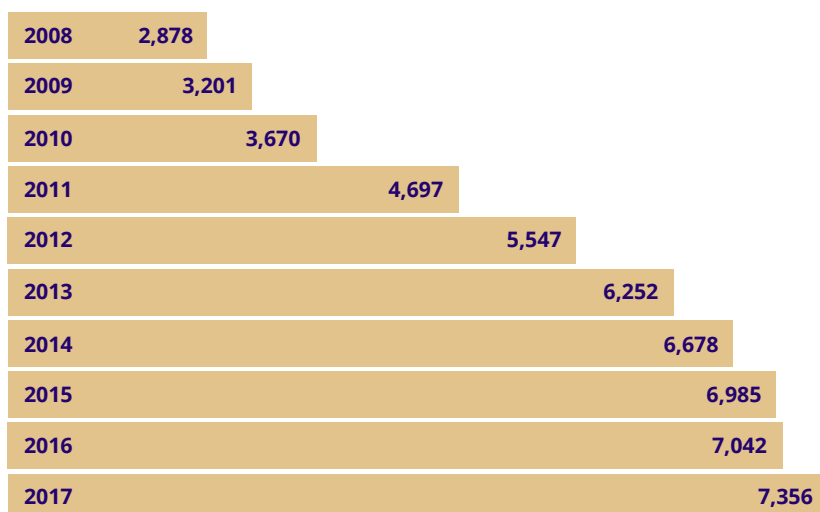
Enrollment Information Services (EIS) supports technology, learning, communication and data needs across the Division of Enrollment Management. It is an example of a shared services unit that provides services and support for all units within Enrollment Management. Enrollment Information Services is comprised of the following teams:

- Learning and Communications
- Web Development
- Academic Data Management and Reporting
- Data Services
- Computer Support

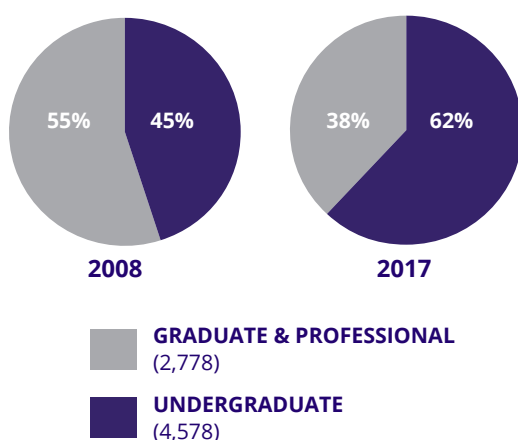
2017-2018

# INTERNATIONAL STUDENT SERVICES

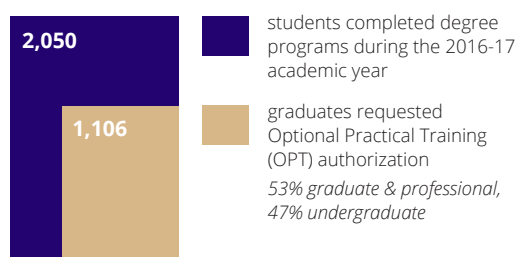
## INTERNATIONAL STUDENT ENROLLMENT



### AUTUMN ENROLLMENT



### INTERNATIONAL STUDENT GRADUATES



### TOP 10 COUNTRIES REPRESENTED

#### UNDERGRADUATE

China (2,661)  
 South Korea (308)  
 Taiwan (233)  
 India (225)  
 Indonesia (149)  
 Malaysia (114)  
 Thailand (87)  
 Hong Kong (82)  
 Japan (67)  
 Vietnam (66)

#### GRADUATE & PROFESSIONAL

China (1,050)  
 India (493)  
 South Korea (169)  
 Taiwan (132)  
 Canada (95)  
 Iran (66)  
 Japan (48)  
 Mexico (33)  
 Hong Kong (29)  
 Indonesia (29)

International Student Services advises Seattle campus international undergraduates, graduates, and professional students on the benefits and restrictions of their F and J visa status. Our advisors assist international students in navigating university policy and resources as they relate to the visa benefits and restrictions. ISS adheres to federal reporting requirements to ensure University and student compliance with all federal regulations in order to maintain the University's ability to enroll international students in degree programs on the Seattle campus. Some of the Student Exchange Visitor Information System (SEVIS) reporting requirements include quarterly enrollment verification for all enrolled international students, updating academic majors/minors, address changes, travel authorization, employment or internship authorization, drop below fulltime status or final quarter below fulltime authorization, change of degree program, and Optional Practical Training authorization.

The ISS team includes a Director, Assistant Director, 5 fulltime advisors (each with an average caseload of about 1,900 students), a SEVIS Coordinator, an Alumni Services Coordinator, an insurance counselor, and a program assistant who runs our front desk. Advisors work with students through in-person appointments, quick drop-in questions, email, phone calls and phone appointments, workshops, and information sessions throughout the year. ISS collaborates with UW campus partners such as the admission offices, FIUTS, First Year Programs, Student Life, Counseling, Office of the University Registrar, academic advisors, Housing & Food Services, Payroll & Student Fiscal Services, and Career Services to provide coordinated services and support for enrolled international students.



# UNIVERSITY *of* WASHINGTON

DIVISION OF ENROLLMENT MANAGEMENT  
SCHMITZ HALL / SEATTLE, WA

## OFFICE OF ENROLLMENT MANAGEMENT

[doem.washington.edu](http://doem.washington.edu)

## OFFICE OF ADMISSIONS

[admit.uw.edu](http://admit.uw.edu)

## OFFICE OF STUDENT FINANCIAL AID

[uw.edu/financialaid](http://uw.edu/financialaid)

## OFFICE OF THE UNIVERSITY REGISTRAR

[registrar.uw.edu](http://registrar.uw.edu)

## INTERNATIONAL STUDENT SERVICES

[iss.washington.edu](http://iss.washington.edu)

## ENROLLMENT INFORMATION SERVICES

[eis.washington.edu](http://eis.washington.edu)

## VETERANS EDUCATIONAL BENEFITS

[osfa.washington.edu/wp/veterans](http://osfa.washington.edu/wp/veterans)